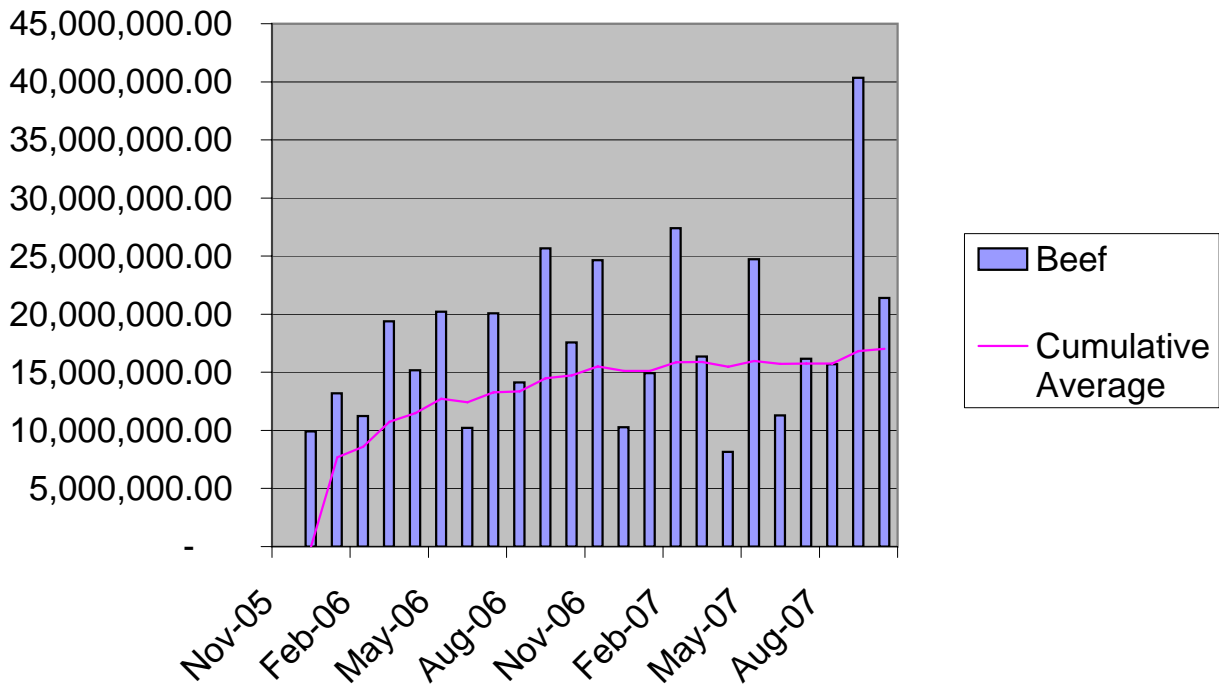
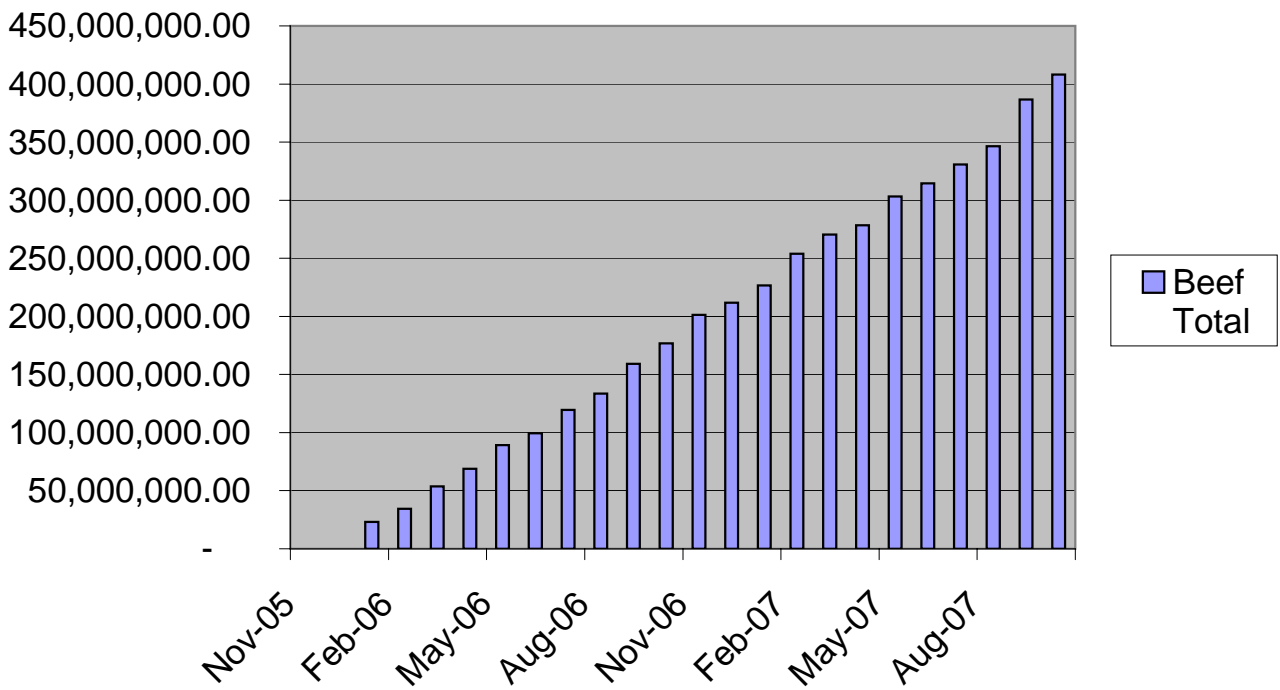


LIVESTOCK AGENTS - COMMISSION EARNED									
Month	Beef Commission	Cumulative Beef Commission	Average Beef Commission	Pigs Commission	Cumulative Pigs Commission	Average Pigs Commission	Sheep Commission	Cumulative Sheep Commission	Average Sheep Commission
Nov-05	-			-			-		
Dec-05	9,906,385.64		-	33,134.79	33,134.79	16,567.40	1,318,322.51		-
Jan-06	13,180,048.60	23,086,434.24	7,695,478.08	22,484.64	55,619.43	18,539.81	3,398,903.44	4,717,225.95	1,572,408.65
Feb-06	11,249,672.90	34,336,107.14	8,584,026.79	104,778.28	160,397.71	40,099.43	1,277,211.31	5,994,437.26	1,498,609.32
Mar-06	19,386,955.61	53,723,062.75	10,744,612.55	31,546.13	191,943.84	38,388.77	6,572,502.12	12,566,939.38	2,513,387.88
Apr-06	15,168,516.02	68,891,578.77	11,481,929.80	180,131.85	372,075.69	62,012.62	4,234,875.91	16,801,815.29	2,800,302.55
May-06	20,205,875.54	89,097,454.31	12,728,207.76	123,294.84	495,370.53	70,767.22	10,012,440.12	26,814,255.41	3,830,607.92
Jun-06	10,218,269.32	99,315,723.63	12,414,465.45	122,194.00	617,564.53	77,195.57	2,474,782.40	29,289,037.81	3,661,129.73
Jul-06	20,086,638.25	119,402,361.88	13,266,929.10	23,076.71	640,641.24	71,182.36	2,579,118.34	31,868,156.15	3,540,906.24
Aug-06	14,129,479.67	133,531,841.55	13,353,184.16	17,662.07	658,303.31	65,830.33	6,049,653.43	37,917,809.58	3,791,780.96
Sep-06	25,670,049.23	159,201,890.78	14,472,899.16	361,780.18	1,020,083.49	92,734.86	5,020,201.58	42,938,011.16	3,903,455.56
Oct-06	17,558,603.37	176,760,494.15	14,730,041.18	55,744.39	1,075,827.88	89,652.32	5,550,952.26	48,488,963.42	4,040,746.95
Nov-06	24,637,012.11	201,397,506.26	15,492,115.87	2,210,803.73	3,286,631.61	252,817.82	12,437,222.91	60,926,186.33	4,686,629.72
Dec-06	10,274,458.15	211,671,964.41	15,119,426.03	77,831.20	3,364,462.81	240,318.77	9,548,888.02	70,475,074.35	5,033,933.88
Jan-07	14,928,796.81	226,600,761.22	15,106,717.41	64,825.00	3,429,287.81	228,619.19	5,162,746.17	75,637,820.52	5,042,521.37
Feb-07	27,400,113.77	254,000,874.99	15,875,054.69	931,520.31	4,360,808.12	272,550.51	16,906,611.02	92,544,431.54	5,784,026.97
Mar-07	16,356,754.43	270,357,629.42	15,903,389.97	255,373.20	4,616,181.32	271,540.08	9,764,191.87	102,308,623.41	6,018,154.32
Apr-07	8,163,663.68	278,521,293.10	15,473,405.17	80,650.62	4,696,831.94	260,935.11	2,726,131.80	105,034,755.21	5,835,264.18
May-07	24,733,844.60	303,255,137.70	15,960,796.72	296,184.75	4,993,016.69	262,790.35	11,024,890.07	116,059,645.28	6,108,402.38
Jun-07	11,279,193.09	314,534,330.79	15,726,716.54	212,106.56	5,205,123.25	260,256.16	2,307,398.56	118,367,043.84	5,918,352.19
Jul-07	16,179,574.57	330,713,905.36	15,748,281.21	253,774.52	5,458,897.77	259,947.51	7,179,314.27	125,546,358.11	5,978,398.01
Aug-07	15,711,299.98	346,425,205.34	15,746,600.24	244,992.17	5,703,889.94	259,267.72	5,546,673.72	131,093,031.83	5,958,774.17
Sep-07	40,343,263.64	386,768,468.98	16,816,020.39	1,879,939.20	7,583,829.14	329,731.70	14,265,332.54	145,358,364.37	6,319,928.89
Oct-07	21,407,657.01	408,176,125.99	17,007,338.58	227,676.45	7,811,505.59	325,479.40	9,712,669.12	155,071,033.49	6,461,293.06

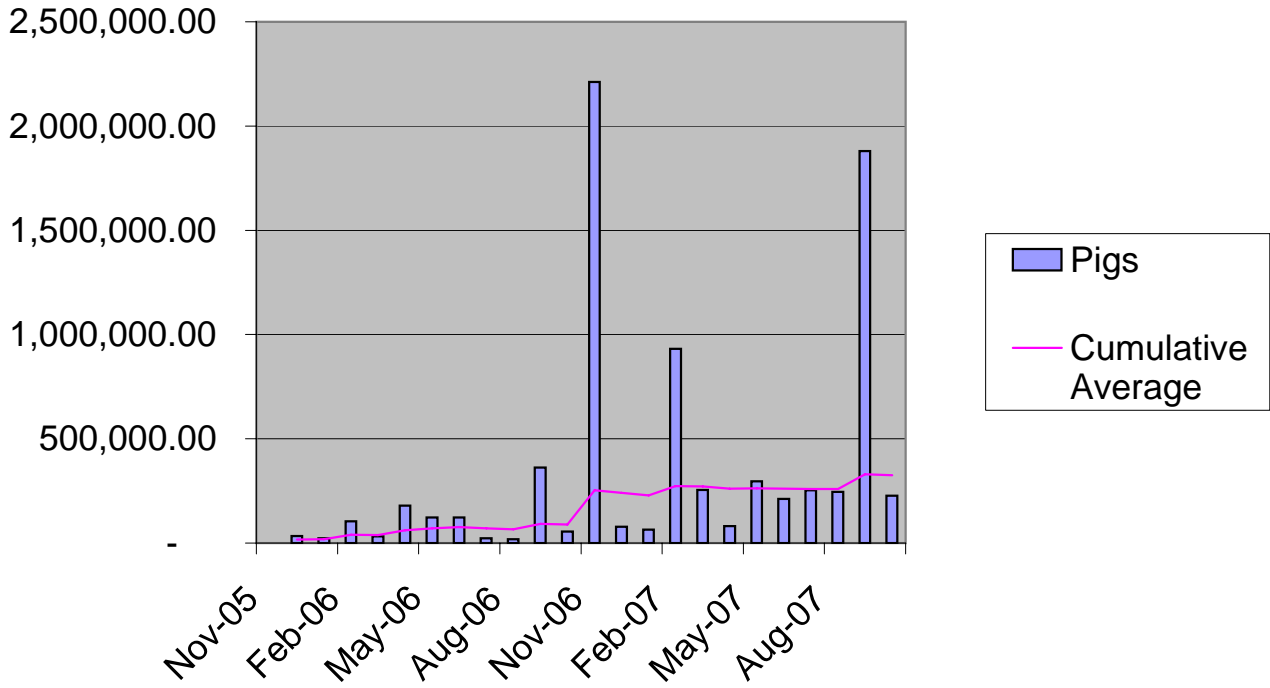
Livestock Agents



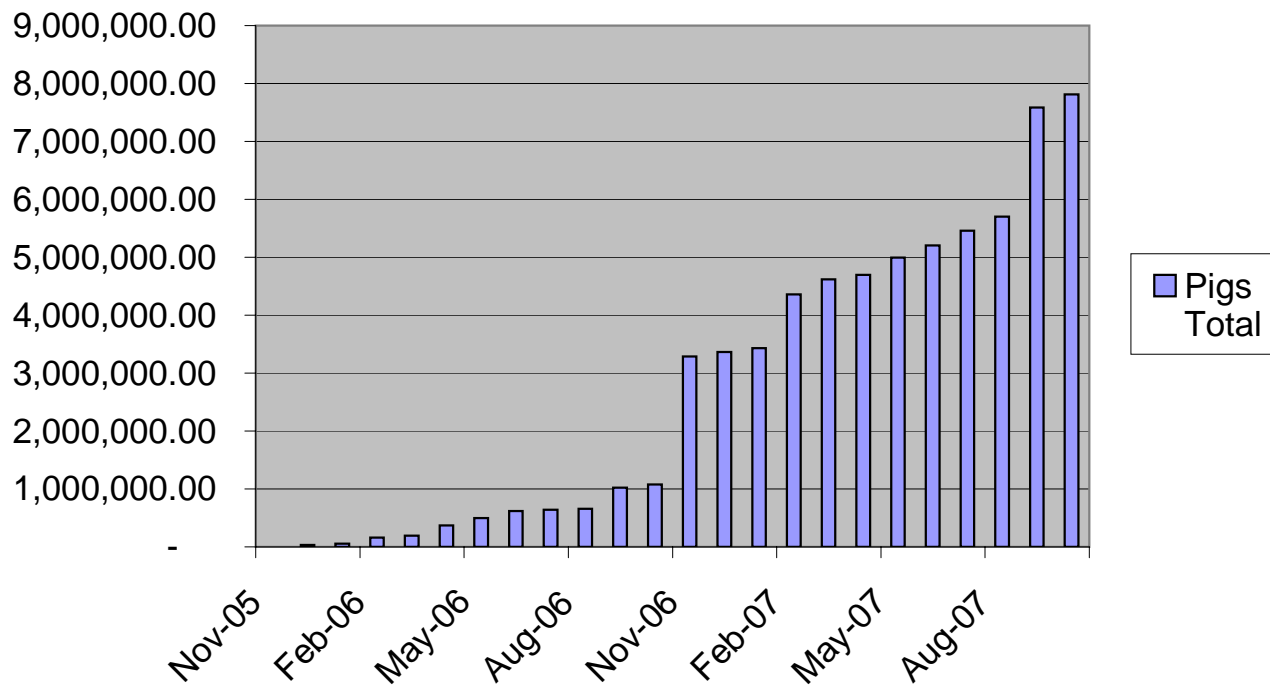
Livestock Agents



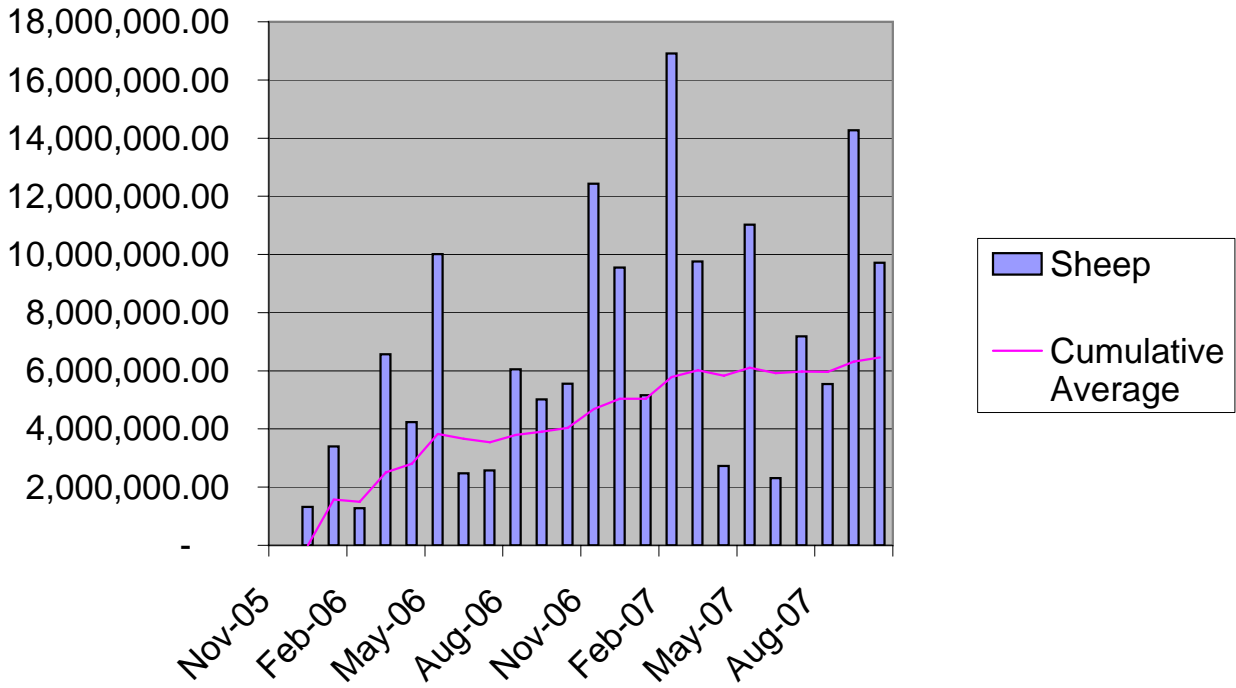
Livestock Agents



Livestock Agents



Livestock Agents



Livestock Agents

